



NITRATE NITROGEN TABLET KIT

OCTA-SLIDE 2, 0-15 ppm

CODE 3354-01

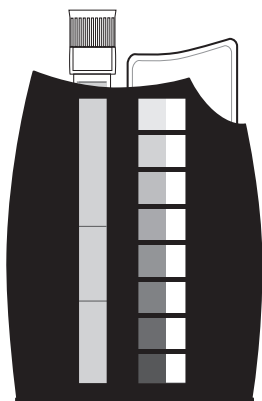
QUANTITY	CONTENTS	CODE
50	Nitrate #1 Tablets	2799A-H
50	*Nitrate #2 CTA Tablets	*NN-3703A-H
2	Test Tubes, 2.5-10.0 mL, plastic, w/caps	0106
2	Protective Sleeves	0106-FP
1	Nitrate-Nitrogen Octa-Slide 2 Bar, 0-15 ppm	3494-01
1	Octa-Slide 2 Viewer	1101

*WARNING: Reagents marked with an * are considered to be potential health hazards. To view or print a Safety Data Sheet (SDS) for these reagents go to www.lamotte.com. Search for the four digit reagent code number listed on the reagent label, in the contents list or in the test procedures. Omit any letter that follows or precedes the four digit code number. For example, if the code is 4450WT-H, search 4450. To obtain a printed copy, contact LaMotte by email, phone or fax.

Emergency information for all LaMotte reagents is available from Chem-Tel: (US, 1-800-255-3924) (International, call collect, 813-248-0585).

To order individual reagents or test kit components, use the specified code number.




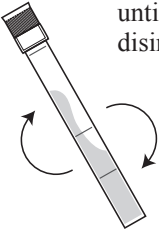
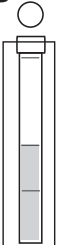
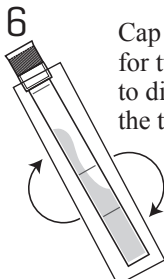
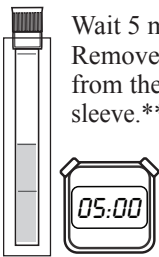


USE OF THE OCTA-SLIDE 2 VIEWER



The Octa-Slide 2 Viewer should be held so non-direct light enters through the back of the Viewer. Insert the Octa-Slide 2 Bar into the Viewer. Insert the reacted sample into the top of the Viewer. Match the color of the reaction to the color standards.

Warning! This set contains chemicals that may be harmful if misused. Read cautions on individual containers carefully. Not to be used by children except under adult supervision.

PROCEDURE

<p>1</p>  <p>Insert Nitrate-Nitrogen Octa-Slide 2 Bar (3494-01) into the Octa-Slide 2 Viewer (1101)</p>	<p>2</p>  <p>Fill a test tube (0106) to the 5 mL line with sample water.</p>	<p>3</p>  <p>Add one Nitrate #1 Tablet (2799A).</p>
<p>4</p>  <p>Cap and mix until tablet disintegrates.</p>	<p>5</p>  <p>Add one *Nitrate #2 CTA Tablet (NN-3703A). Immediately slide the test tube into the Protective Sleeve (0106-FP).</p>	<p>6</p>  <p>Cap and mix for two minutes to disintegrate the tablet.</p>
<p>7</p>  <p>Wait 5 minutes. Remove the tube from the protective sleeve.**</p>	<p>8</p>  <p>Insert test tube into Octa-Slide 2 Viewer (1101).</p>	<p>9</p>  <p>Match sample color to a color standard. Record as ppm Nitrate Nitrogen.</p>

NOTE: To convert to Nitrate, multiply results by 4.4. Record as ppm Nitrate.

** Nitrate #2 CTA Tablets (NN-3707) are sensitive to UV light. The Protective Sleeve (0106-FP) will protect the reaction from UV light. If testing indoors, there is no need to use the Protective Sleeve in this procedure.

LaMOTTE COMPANY

Helping People Solve Analytical Challenges

PO Box 329 · Chestertown · Maryland · 21620 · USA
800-344-3100 · 410-778-3100 [Outside U.S.A.] · Fax 410-778-6394

Visit us on the web at www.lamotte.com